



MODUL

Universality in ways you've never seen before.




MOUNTING FRAMES

Size	Code	Color	Material
3M	NM30	Yellow	Bricks
	DM30	Yellow	Bricks
	HM30	Blue	Hollow walls
2/3M	NM32	Blue	Bricks
	BM30	Blue	Bricks
	HM30	Blue	Hollow walls
4M	NM40	Yellow	Bricks
	DM40	Yellow	Bricks
	HM40	Blue	Hollow walls
	BM40	Blue	Bricks
7M	NM70	Yellow	Bricks
	DM70	Yellow	Bricks
	HM70	Blue	Hollow walls
	BM70	Blue	Bricks
1M	NM10	Yellow	Concrete
	DM10	Yellow	Concrete
2M	NM20	Yellow	Concrete
	DM20	Yellow	Concrete
2/3M	NM23	Blue	Concrete
1M	NM11	Blue	Concrete
	DM11	Blue	Concrete
2M	NM21	Blue	Concrete
	DM21	Blue	Concrete



CUBO

BOXES CUBO IP20 AC



type	description	technical data	size	colour
AC11	SURFACE MOUNT BOX	IP20	1M	□ PW polar white
AC21	SURFACE MOUNT BOX	IP20	2M	■ ES extra silver
AC41	SURFACE MOUNT BOX	IP20	4M	■ IW ivory white

type	description	technical data	size	colour
AC11PW	BOX NO CUBO WITH BACK SIDE COVER IP20 1M	IP20	1M	□ PW polar white
AC11ES	BOX NO CUBO WITH BACK SIDE COVER IP20 1M	IP20	1M	■ ES extra silver
AC11IW	BOX NO CUBO WITH BACK SIDE COVER IP20 1M	IP20	1M	■ IW ivory white

type	description	technical data	size	colour
AC21PW	BOX NO CUBO WITH BACK SIDE COVER IP20 2M	IP20	2M	□ PW polar white
AC21ES	BOX NO CUBO WITH BACK SIDE COVER IP20 2M	IP20	2M	■ ES extra silver
AC21IW	BOX NO CUBO WITH BACK SIDE COVER IP20 2M	IP20	2M	■ IW ivory white

BOXES CUBO IP55 AQ



type	description	technical data	size	colour
AQ20	OUTDOOR SURFACE MOUNT BOX	IP55	2M	□ PW polar white
AQ30	OUTDOOR SURFACE MOUNT BOX	IP55	3M	■ ES grey
AQ31	FLUSH MOUNT BOX	IP55	3M	■ ES grey


type	description	technical data	size	colour
AQ20PW	BOX NO CUBO IP55 2M	IP55	2M	□ PW polar white
AQ20GY	BOX NO CUBO IP55 2M	IP55	2M	■ GY grey
AQ30PW	BOX NO CUBO IP55 3M	IP55	3M	□ PW polar white
AQ30GY	BOX NO CUBO IP55 3M	IP55	3M	■ GY grey

type	description	technical data	size	colour
AQ22PW	BOX PO CUBO IP55 3M	IP55	3M	□ PW polar white
AQ22GY	BOX PO CUBO IP55 3M	IP55	3M	■ GY grey

CATALOGUE

Only some products are shown in the Quick Guide. Please contact your seller for the complete catalogue.


MODUL




Cover plates are coated with a spectrum of decorative metal colours.



Award-winning design.



All sockets feature special safety shutters that prevent children touching the live components.



The rectangular boxes provide more space for electrical cables.




The switches are reliable and conform to international standards.




Individual modules and contacts are easily accessible from the front.

TEM
www.tem.ph



WJ2014EN (18338) 07/2018

ENG



TEM

MODUL